



Location: ACL1 - City Hall

Report on 24-hour TSP monitoring  
Action Level ( $\mu\text{g}/\text{m}^3$ ) - 163  
Limit Level ( $\mu\text{g}/\text{m}^3$ ) - 260

Date	Sampling Time	Weather Condition	Filter paper no.	Filter Weight, g		Elapse Time, hr		Sampling Time, hr	Flow Rate, $\text{m}^3/\text{min}$			Total Volume, $\text{m}^3$	TSP Level, $\mu\text{g}/\text{m}^3$
				Initial	Final	Initial	Final		Initial, $Q_{si}$	Final, $Q_{sf}$	Average		
1-Aug-13	8:00	Rainy	007388	2.6553	2.7232	1168.51	1192.51	24.00	1.01	1.02	1.01	1459	47
7-Aug-13	8:00	Fine	007398	2.6409	2.6828	1195.51	1219.50	23.99	1.01	1.01	1.01	1459	29
13-Aug-13	8:00	Rainy	007187	2.6367	2.6949	1222.50	1246.50	24.00	1.01	1.01	1.01	1455	40
21-Aug-13	8:00	Cloudy	007188	2.6225	2.7036	1267.12	1291.12	24.00	1.01	1.01	1.01	1449	56
24-Aug-13	8:00	Rainy	007043	2.6221	2.6812	1291.12	1315.12	24.00	1.07	1.01	1.04	1499	39
30-Aug-13	8:00	Rainy	007410	2.6146	2.7461	1318.12	1342.12	24.00	1.25	1.21	1.23	1767	74

Due to interruption of electricity supply, the 24-hr TSP monitoring on 19 August 2013 was rescheduled to 21 August 2013.

Report on 1-hour TSP monitoring  
Action Level ( $\mu\text{g}/\text{m}^3$ ) - 460  
Limit Level ( $\mu\text{g}/\text{m}^3$ ) - 500

Date	Sampling Time	Weather Condition	Filter paper no.	Filter Weight, g		Elapse Time, hr		Sampling Time, hr	Flow Rate, $\text{m}^3/\text{min}$			Total Volume, $\text{m}^3$	TSP Level, $\mu\text{g}/\text{m}^3$
				Initial	Final	Initial	Final		Initial, $Q_{si}$	Final, $Q_{sf}$	Average		
2-Aug-13	8:06	Rainy	007390	2.6779	2.6817	1192.51	1193.51	1.00	1.02	1.02	1.02	61	62
2-Aug-13	9:10	Rainy	007394	2.6632	2.6662	1193.51	1194.51	1.00	1.02	1.02	1.02	61	49
2-Aug-13	10:14	Rainy	007396	2.6347	2.6380	1194.51	1195.51	1.00	1.02	1.02	1.02	61	54
8-Aug-13	8:11	Fine	007406	2.6748	2.6775	1219.50	1220.50	1.00	1.01	1.01	1.01	61	44
8-Aug-13	9:20	Fine	007408	2.6323	2.6352	1220.50	1221.50	1.00	1.01	1.01	1.01	61	48
8-Aug-13	10:26	Fine	007032	2.6645	2.6669	1221.50	1222.50	1.00	1.01	1.01	1.01	61	39
15-Aug-13	8:06	Cloudy	007059	2.6660	2.6698	1246.50	1247.50	1.00	0.95	0.95	0.95	57	66
15-Aug-13	9:13	Cloudy	007061	2.6303	2.6349	1247.50	1248.50	1.00	1.13	1.01	1.07	64	72
15-Aug-13	10:23	Cloudy	007117	2.6378	2.6434	1248.50	1249.50	1.00	1.10	1.10	1.10	66	85
20-Aug-13	13:03	Fine	007065	2.6439	2.6501	1264.12	1265.12	1.00	0.98	0.98	0.98	59	105
20-Aug-13	14:08	Fine	007068	2.6466	2.6557	1265.12	1266.12	1.00	1.07	1.07	1.07	64	142
20-Aug-13	15:12	Fine	007071	2.6462	2.6558	1266.12	1267.12	1.00	0.95	0.95	0.95	57	168
26-Aug-13	8:00	Fine	007044	2.6293	2.6307	1315.12	1316.12	1.00	0.93	0.98	0.95	57	24
26-Aug-13	9:04	Fine	007046	2.6419	2.6445	1316.12	1317.12	1.00	0.90	0.90	0.90	54	48
26-Aug-13	10:12	Fine	007015	2.6492	2.6507	1317.12	1318.12	1.00	1.01	1.04	1.03	62	24
31-Aug-13	8:11	Rainy	007319	2.6863	2.6910	1342.12	1343.12	1.00	1.18	1.25	1.22	73	64
31-Aug-13	9:15	Rainy	007317	2.6846	2.6886	1343.12	1344.12	1.00	1.18	1.21	1.20	72	56
31-Aug-13	10:29	Rainy	007283	2.6559	2.6602	1344.12	1345.12	1.00	1.23	1.25	1.24	74	58

Due to the enforcement of Gale Signal No. 8, the 1-hr TSP monitoring on 14 August 2013 were rescheduled to 15 August 2013.



Location: ACL2 - People's Liberation Army Hong Kong Building

## Report on 24-hour TSP monitoring

Action Level ( $\mu\text{g}/\text{m}^3$ ) - 154Limit Level ( $\mu\text{g}/\text{m}^3$ ) - 260

Date	Sampling Time	Weather Condition	Filter paper no.	Filter Weight, g		Elapse Time, hr		Sampling Time, hr	Flow Rate, $\text{m}^3/\text{min}$			Total Volume, $\text{m}^3$	TSP Level, $\mu\text{g}/\text{m}^3$
				Initial	Final	Initial	Final		Initial, $Q_{si}$	Final, $Q_{sf}$	Average		
1-Aug-13	8:00	Rainy	007387	2.6801	2.7420	493.15	517.15	24.00	1.15	1.16	1.16	1663	37
7-Aug-13	8:00	Fine	007397	2.6385	2.6867	520.15	544.15	24.00	1.15	1.16	1.16	1664	29
13-Aug-13	8:00	Rainy	007033	2.6378	2.6980	547.15	571.15	24.00	1.15	1.15	1.15	1659	36
19-Aug-13	8:00	Rainy	007141	2.6462	2.7352	574.15	598.15	24.00	1.15	1.15	1.15	1657	54
24-Aug-13	8:00	Rainy	007072	2.6520	2.7283	601.15	625.15	24.00	1.13	1.07	1.10	1582	48
30-Aug-13	8:00	Rainy	006526	2.6594	2.7809	628.16	652.16	24.00	1.25	1.25	1.25	1798	68

## Report on 1-hour TSP monitoring

Action Level ( $\mu\text{g}/\text{m}^3$ ) - 432Limit Level ( $\mu\text{g}/\text{m}^3$ ) - 500

Date	Sampling Time	Weather Condition	Filter paper no.	Filter Weight, g		Elapse Time, hr		Sampling Time, hr	Flow Rate, $\text{m}^3/\text{min}$			Total Volume, $\text{m}^3$	TSP Level, $\mu\text{g}/\text{m}^3$
				Initial	Final	Initial	Final		Initial, $Q_{si}$	Final, $Q_{sf}$	Average		
2-Aug-13	8:09	Rainy	007389	2.6594	2.6611	517.15	518.15	1.00	1.13	1.13	1.13	68	25
2-Aug-13	9:17	Rainy	007393	2.6370	2.6397	518.15	519.15	1.00	1.13	1.13	1.13	68	40
2-Aug-13	10:23	Rainy	007395	2.6411	2.6431	519.15	520.15	1.00	1.13	1.13	1.13	68	30
8-Aug-13	8:09	Fine	007407	2.6433	2.6471	544.15	545.15	1.00	1.13	1.13	1.13	68	56
8-Aug-13	9:17	Fine	007409	2.6427	2.6472	545.15	546.15	1.00	1.13	1.13	1.13	68	67
8-Aug-13	10:23	Fine	007403	2.6564	2.6595	546.15	547.15	1.00	1.13	1.13	1.13	68	46
15-Aug-13	8:02	Cloudy	007060	2.6490	2.6540	571.15	572.15	1.00	1.12	1.12	1.12	67	74
15-Aug-13	9:08	Cloudy	007116	2.6238	2.6288	572.15	573.15	1.00	1.12	1.12	1.12	67	74
15-Aug-13	10:16	Cloudy	007139	2.6185	2.6223	573.15	574.15	1.00	1.12	1.12	1.12	67	56
20-Aug-13	13:15	Fine	007066	2.6724	2.6799	598.15	599.15	1.00	1.18	1.18	1.18	71	106
20-Aug-13	14:20	Fine	007067	2.6673	2.6726	599.15	600.15	1.00	1.18	1.12	1.15	69	77
20-Aug-13	15:27	Fine	007070	2.6638	2.6744	600.15	601.15	1.00	1.23	1.15	1.19	71	148
26-Aug-13	8:04	Fine	007045	2.6289	2.6321	625.15	626.15	1.00	1.18	1.15	1.17	70	46
26-Aug-13	9:08	Fine	007047	2.6625	2.6660	626.15	627.15	1.00	1.18	1.15	1.17	70	50
26-Aug-13	10:20	Fine	007048	2.6550	2.6585	627.15	628.15	1.00	1.18	1.15	1.17	70	50
31-Aug-13	8:20	Rainy	007318	2.6880	2.6950	652.16	653.16	1.00	1.25	1.25	1.25	75	93
31-Aug-13	9:24	Rainy	007077	2.6143	2.6203	653.16	654.16	1.00	1.25	1.25	1.25	75	80
31-Aug-13	10:34	Rainy	007284	2.6731	2.6775	654.16	655.16	1.00	1.25	1.25	1.25	75	59

Due to the enforcement of Gale Signal No. 8, the 1-hr TSP monitoring on 14 August 2013 were rescheduled to 15 August 2013.



Location: ACL1 - City Hall

Report on 24-hour TSP monitoring

Action Level ( $\mu\text{g}/\text{m}^3$ ) - 163

Limit Level ( $\mu\text{g}/\text{m}^3$ ) - 260

Date	Sampling Time	Weather Condition	Filter paper no.	Filter Weight, g		Elapse Time, hr		Sampling Time, hr	Flow Rate, $\text{m}^3/\text{min}$			Total Volume, $\text{m}^3$	TSP Level, $\mu\text{g}/\text{m}^3$
				Initial	Final	Initial	Final		Initial, $Q_{si}$	Final, $Q_{sf}$	Average		
05-Sep-13	08:00	Rainy	007285	2.7155	2.7961	1345.12	1369.12	24.00	1.21	1.21	1.21	1741	46
11-Sep-13	08:00	Fine	006655	2.6689	2.7276	1372.12	1396.12	24.00	1.12	1.07	1.10	1577	37
17-Sep-13	08:00	Fine	007245	2.6411	2.8070	1399.12	1423.12	24.00	1.25	1.25	1.25	1796	92
24-Sep-13	11:40	Cloudy	007218	2.6880	2.7537	1453.12	1477.11	23.99	1.22	1.23	1.23	1764	37
28-Sep-13	08:00	Rainy	007222	2.6539	2.7644	1477.11	1501.11	24.00	1.21	1.21	1.21	1736	64

Due to the hoisting of No. 8 Southwest Gale or Storm Signal, the 24-hr TSP monitoring on 23 September 2013 was rescheduled to 24 September 2013.

Report on 1-hour TSP monitoring

Action Level ( $\mu\text{g}/\text{m}^3$ ) - 460

Limit Level ( $\mu\text{g}/\text{m}^3$ ) - 500

Date	Sampling Time	Weather Condition	Filter paper no.	Filter Weight, g		Elapse Time, hr		Sampling Time, hr	Flow Rate, $\text{m}^3/\text{min}$			Total Volume, $\text{m}^3$	TSP Level, $\mu\text{g}/\text{m}^3$
				Initial	Final	Initial	Final		Initial, $Q_{si}$	Final, $Q_{sf}$	Average		
06-Sep-13	08:21	Fine	005558	2.8745	2.8794	1369.12	1370.12	1.00	1.21	1.21	1.21	73	68
06-Sep-13	09:33	Fine	005560	2.8691	2.8752	1370.12	1371.12	1.00	1.21	1.21	1.21	73	84
06-Sep-13	10:42	Fine	007291	2.6931	2.6970	1371.12	1372.12	1.00	1.21	1.21	1.21	73	54
12-Sep-13	08:15	Fine	007238	2.6446	2.6499	1396.12	1397.12	1.00	1.25	1.20	1.23	74	72
12-Sep-13	09:15	Fine	007241	2.6788	2.6844	1397.12	1398.12	1.00	1.29	1.25	1.27	76	74
12-Sep-13	10:15	Fine	007244	2.6477	2.6536	1398.12	1399.12	1.00	1.23	1.20	1.21	73	81
18-Sep-13	08:09	Cloudy	005543	2.8898	2.8975	1423.12	1424.12	1.00	1.20	1.20	1.20	72	107
18-Sep-13	09:15	Cloudy	005431	2.8107	2.8183	1424.12	1425.12	1.00	1.20	1.20	1.20	72	105
18-Sep-13	10:33	Cloudy	005540	2.8846	2.8916	1425.12	1426.12	1.00	1.20	1.20	1.20	72	97
24-Sep-13	08:03	Cloudy	007326	2.6813	2.6868	1450.12	1451.12	1.00	1.20	1.20	1.20	72	76
24-Sep-13	09:14	Cloudy	007215	2.6664	2.6706	1451.12	1452.12	1.00	1.25	1.25	1.25	75	56
24-Sep-13	10:20	Cloudy	007217	2.7088	2.7138	1452.12	1453.12	1.00	1.25	1.25	1.25	75	67
30-Sep-13	13:29	Cloudy	005444	2.8323	2.8386	1501.11	1502.11	1.00	1.21	1.21	1.21	73	87
30-Sep-13	14:38	Cloudy	005445	2.8268	2.8351	1502.11	1503.11	1.00	1.12	1.12	1.12	67	123
30-Sep-13	15:40	Cloudy	005447	2.8262	2.8360	1503.11	1504.11	1.00	1.23	1.23	1.23	74	133



Location: ACL2 - People's Liberation Army Hong Kong Building

Report on 24-hour TSP monitoring

Action Level ( $\mu\text{g}/\text{m}^3$ ) - 154

Limit Level ( $\mu\text{g}/\text{m}^3$ ) - 260

Date	Sampling Time	Weather Condition	Filter paper no.	Filter Weight, g		Elapse Time, hr		Sampling Time, hr	Flow Rate, $\text{m}^3/\text{min}$			Total Volume, $\text{m}^3$	TSP Level, $\mu\text{g}/\text{m}^3$
				Initial	Final	Initial	Final		Initial, $Q_{si}$	Final, $Q_{sf}$	Average		
05-Sep-13	08:00	Rainy	007286	2.6942	2.7778	655.17	679.17	24.00	1.18	1.20	1.19	1718	49
11-Sep-13	08:00	Fine	006656	2.6745	2.7618	682.17	706.17	24.00	1.20	1.20	1.20	1727	51
17-Sep-13	08:00	Fine	007243	2.6426	2.8159	709.17	733.17	24.00	1.20	1.20	1.20	1726	100
24-Sep-13	11:53	Cloudy	007219	2.6721	2.7439	763.18	787.18	24.00	1.20	1.20	1.20	1726	42
28-Sep-13	08:00	Rainy	007221	2.6847	2.8201	787.18	811.18	24.00	1.20	1.20	1.20	1730	78

Due to the hoisting of No. 8 Southwest Gale or Storm Signal, the 24-hr TSP monitoring on 23 September 2013 was rescheduled to 24 September 2013.

Report on 1-hour TSP monitoring

Action Level ( $\mu\text{g}/\text{m}^3$ ) - 432

Limit Level ( $\mu\text{g}/\text{m}^3$ ) - 500

Date	Sampling Time	Weather Condition	Filter paper no.	Filter Weight, g		Elapse Time, hr		Sampling Time, hr	Flow Rate, $\text{m}^3/\text{min}$			Total Volume, $\text{m}^3$	TSP Level, $\mu\text{g}/\text{m}^3$
				Initial	Final	Initial	Final		Initial, $Q_{si}$	Final, $Q_{sf}$	Average		
06-Sep-13	08:33	Fine	005559	2.8701	2.8748	679.17	680.17	1.00	1.20	1.20	1.20	72	65
06-Sep-13	09:43	Fine	007290	2.7134	2.7180	680.17	681.17	1.00	1.20	1.20	1.20	72	64
06-Sep-13	10:50	Fine	007292	2.6832	2.6872	681.17	682.17	1.00	1.20	1.20	1.20	72	55
12-Sep-13	08:00	Fine	007240	2.6649	2.6704	706.17	707.17	1.00	1.20	1.20	1.20	72	76
12-Sep-13	09:00	Fine	007239	2.6581	2.6646	707.17	708.17	1.00	1.20	1.20	1.20	72	90
12-Sep-13	10:00	Fine	007242	2.6623	2.6689	708.17	709.17	1.00	1.20	1.20	1.20	72	92
18-Sep-13	08:19	Cloudy	005542	2.8768	2.8849	733.18	734.18	1.00	1.20	1.20	1.20	72	113
18-Sep-13	09:38	Cloudy	005541	2.8886	2.8966	734.18	735.18	1.00	1.20	1.20	1.20	72	111
18-Sep-13	10:42	Cloudy	007245	2.8894	2.8977	735.18	736.18	1.00	1.20	1.20	1.20	72	115
24-Sep-13	08:19	Cloudy	007230	2.6790	2.6827	760.17	761.17	1.00	1.20	1.20	1.20	72	51
24-Sep-13	09:32	Cloudy	005562	2.8498	2.8525	761.17	762.17	1.00	1.20	1.20	1.20	72	38
24-Sep-13	10:43	Cloudy	007216	2.6731	2.6763	762.17	763.17	1.00	1.20	1.20	1.20	72	45
30-Sep-13	13:06	Cloudy	005443	2.8229	2.8362	811.18	812.18	1.00	1.20	1.20	1.20	72	184
30-Sep-13	14:09	Cloudy	005446	2.8422	2.8541	812.18	813.18	1.00	1.23	1.23	1.23	74	161
30-Sep-13	15:16	Cloudy	005449	2.8324	2.8469	813.18	814.18	1.00	1.20	1.20	1.20	72	201



Location: ACL1 - City Hall

Report on 24-hour TSP monitoring

Action Level ( $\mu\text{g}/\text{m}^3$ ) - 163

Limit Level ( $\mu\text{g}/\text{m}^3$ ) - 260

Date	Sampling Time	Weather Condition	Filter paper no.	Filter Weight, g		Elapse Time, hr		Sampling Time, hr	Flow Rate, $\text{m}^3/\text{min}$			Total Volume, $\text{m}^3$	TSP Level, $\mu\text{g}/\text{m}^3$
				Initial	Final	Initial	Final		Initial, $Q_{si}$	Final, $Q_{sf}$	Average		
04-Oct-13	08:00	Fine	005371	2.8313	3.0076	1504.11	1528.11	24.00	1.21	1.21	1.21	1739	101
10-Oct-13	08:00	Fine	005379	2.8154	2.9313	1531.11	1555.11	24.00	1.21	1.21	1.21	1737	67
16-Oct-13	08:00	Cloudy	007449	2.6613	2.8660	1558.12	1582.12	24.00	1.17	1.21	1.19	1713	120
22-Oct-13	08:00	Fine	005468	2.8089	3.0012	1585.12	1609.12	24.00	1.21	1.30	1.25	1807	106
28-Oct-13	08:00	Fine	005499	2.8284	2.9993	1612.11	1636.11	24.00	1.22	1.21	1.21	1749	98

Report on 1-hour TSP monitoring

Action Level ( $\mu\text{g}/\text{m}^3$ ) - 460

Limit Level ( $\mu\text{g}/\text{m}^3$ ) - 500

Date	Sampling Time	Weather Condition	Filter paper no.	Filter Weight, g		Elapse Time, hr		Sampling Time, hr	Flow Rate, $\text{m}^3/\text{min}$			Total Volume, $\text{m}^3$	TSP Level, $\mu\text{g}/\text{m}^3$
				Initial	Final	Initial	Final		Initial, $Q_{si}$	Final, $Q_{sf}$	Average		
05-Oct-13	08:40	Fine	005373	2.8374	2.8492	1528.11	1529.11	1.00	1.25	1.25	1.25	75	157
05-Oct-13	09:51	Fine	005375	2.8397	2.8502	1529.11	1530.11	1.00	1.23	1.23	1.23	74	142
05-Oct-13	10:58	Fine	005377	2.8319	2.8416	1530.11	1531.11	1.00	1.16	1.17	1.16	70	139
11-Oct-13	08:45	Fine	005321	2.8319	2.8366	1555.11	1556.11	1.00	1.21	1.21	1.21	72	65
11-Oct-13	09:51	Fine	007445	2.6308	2.6374	1556.11	1557.11	1.00	1.16	1.16	1.16	70	95
11-Oct-13	11:00	Fine	007447	2.6448	2.6503	1557.11	1558.11	1.00	1.21	1.21	1.21	72	76
17-Oct-13	08:03	Cloudy	005910	2.6473	2.6613	1582.12	1583.12	1.00	1.21	1.26	1.23	74	189
17-Oct-13	09:05	Cloudy	005479	2.8057	2.8189	1583.12	1584.12	1.00	1.21	1.21	1.21	73	181
17-Oct-13	10:08	Cloudy	005464	2.8357	2.8462	1584.12	1585.12	1.00	1.23	1.23	1.23	74	142
23-Oct-13	08:45	Fine	007461	2.6470	2.6526	1609.12	1610.12	1.00	1.17	1.17	1.17	70	80
23-Oct-13	09:47	Fine	007462	2.6604	2.6633	1610.12	1611.12	1.00	1.08	1.08	1.08	65	45
23-Oct-13	10:50	Fine	005502	2.8247	2.8374	1611.12	1612.12	1.00	1.17	1.21	1.19	71	178
29-Oct-13	08:25	Fine	005500	2.8129	2.8237	1636.11	1637.11	1.00	1.26	1.21	1.24	74	146
29-Oct-13	09:30	Fine	005502	2.8124	2.8240	1637.11	1638.11	1.00	1.26	1.21	1.24	74	156
29-Oct-13	10:35	Fine	005395	2.8425	2.8565	1638.11	1639.11	1.00	1.21	1.21	1.21	73	192



Location: ACL2 - People's Liberation Army Hong Kong Building

Report on 24-hour TSP monitoring

Action Level ( $\mu\text{g}/\text{m}^3$ ) - 154

Limit Level ( $\mu\text{g}/\text{m}^3$ ) - 260

Date	Sampling Time	Weather Condition	Filter paper no.	Filter Weight, g		Elapse Time, hr		Sampling Time, hr	Flow Rate, $\text{m}^3/\text{min}$			Total Volume, $\text{m}^3$	TSP Level, $\mu\text{g}/\text{m}^3$
				Initial	Final	Initial	Final		Initial, $Q_{si}$	Final, $Q_{sf}$	Average		
04-Oct-13	08:00	Fine	005372	2.8325	2.9383	814.19	838.19	24.00	1.18	1.18	1.18	1698	62
10-Oct-13	08:00	Fine	005380	2.8246	2.9447	841.19	865.19	24.00	1.20	1.20	1.20	1730	69
16-Oct-13	08:00	Cloudy	007450	2.6436	2.8670	868.20	892.20	24.00	1.21	1.21	1.21	1738	129
22-Oct-13	08:00	Fine	005883	2.6601	2.8741	895.20	919.20	24.00	1.21	1.21	1.21	1738	123
28-Oct-13	08:00	Fine	005498	2.8224	2.9818	922.20	946.20	24.00	1.21	1.21	1.21	1744	91

Report on 1-hour TSP monitoring

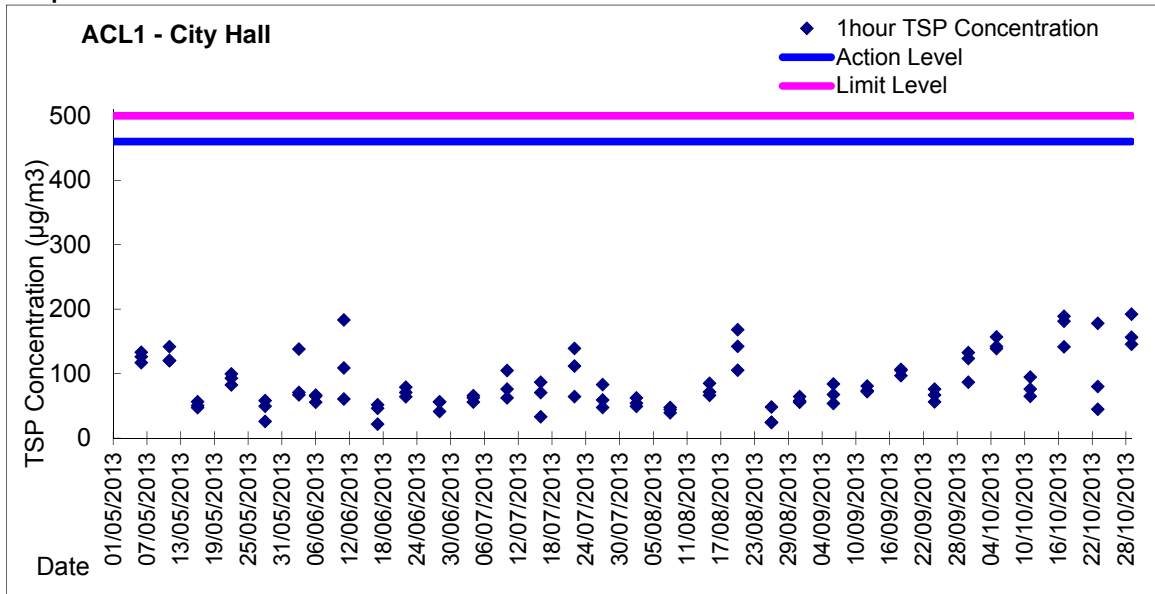
Action Level ( $\mu\text{g}/\text{m}^3$ ) - 432

Limit Level ( $\mu\text{g}/\text{m}^3$ ) - 500

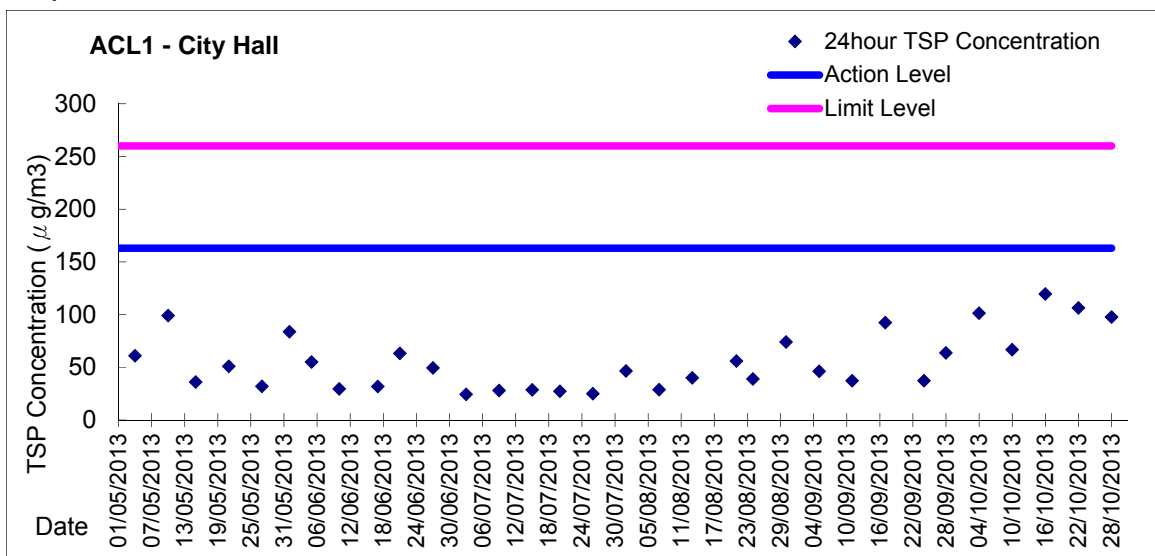
Date	Sampling Time	Weather Condition	Filter paper no.	Filter Weight, g		Elapse Time, hr		Sampling Time, hr	Flow Rate, $\text{m}^3/\text{min}$			Total Volume, $\text{m}^3$	TSP Level, $\mu\text{g}/\text{m}^3$
				Initial	Final	Initial	Final		Initial, $Q_{si}$	Final, $Q_{sf}$	Average		
05-Oct-13	08:13	Fine	005374	2.8348	2.8475	838.19	839.19	1.00	1.20	1.20	1.20	72	176
05-Oct-13	09:19	Fine	005376	2.8367	2.8478	839.19	840.19	1.00	1.20	1.20	1.20	72	154
05-Oct-13	10:21	Fine	005378	2.8227	2.8358	840.19	841.19	1.00	1.20	1.20	1.20	72	181
11-Oct-13	09:34	Fine	07444	2.6689	2.6715	865.19	866.19	1.00	1.20	1.20	1.20	72	36
11-Oct-13	10:47	Fine	007446	2.6202	2.6262	866.19	867.19	1.00	1.25	1.25	1.25	75	80
11-Oct-13	13:00	Fine	007448	2.6538	2.6598	867.19	868.19	1.00	1.20	1.20	1.20	72	83
17-Oct-13	08:45	Cloudy	005861	2.6298	2.6451	892.20	893.20	1.00	1.21	1.21	1.21	73	211
17-Oct-13	10:45	Cloudy	005885	2.6783	2.6948	893.20	894.20	1.00	1.21	1.21	1.21	73	228
17-Oct-13	14:30	Cloudy	005884	2.6429	2.6611	894.20	895.20	1.00	1.21	1.21	1.21	73	251
23-Oct-13	08:20	Fine	007460	2.6382	2.6469	919.20	920.20	1.00	1.23	1.23	1.23	74	118
23-Oct-13	09:25	Fine	007463	2.6458	2.6543	920.20	921.20	1.00	1.21	1.21	1.21	72	117
23-Oct-13	10:30	Fine	005497	2.8208	2.8327	921.20	922.20	1.00	1.23	1.23	1.23	74	161
29-Oct-13	08:03	Fine	005501	2.8155	2.8259	946.20	947.20	1.00	1.23	1.23	1.23	74	140
29-Oct-13	09:07	Fine	005493	2.8234	2.8325	947.20	948.20	1.00	1.23	1.23	1.23	74	123
29-Oct-13	10:10	Fine	005396	2.8353	2.8479	948.20	949.20	1.00	1.23	1.23	1.23	74	170



Graphic Presentation of 1 hour TSP Result

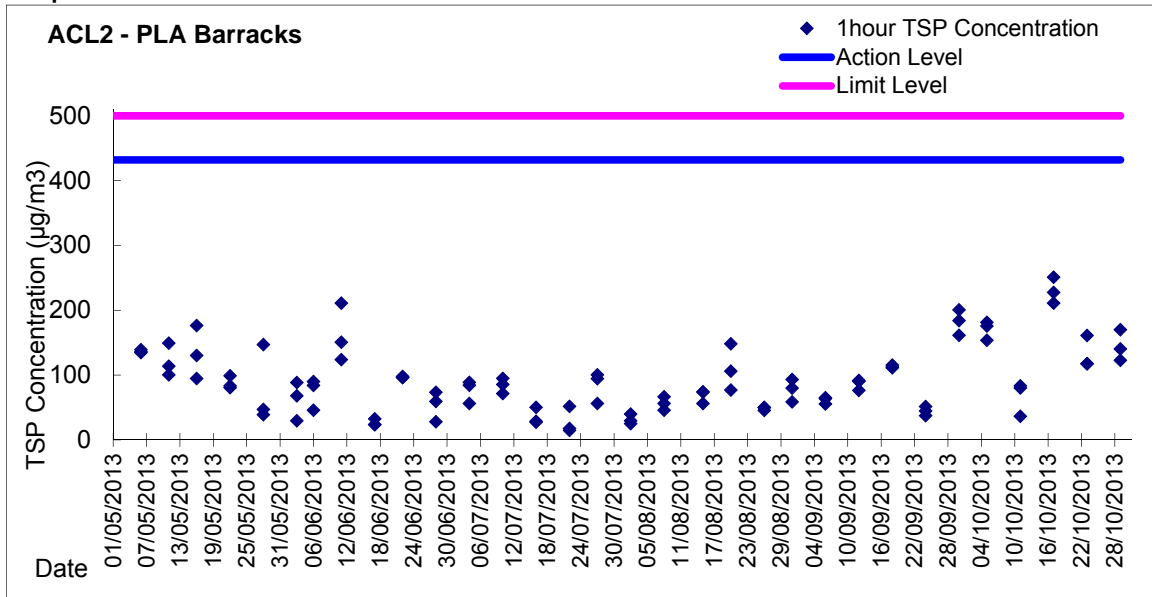


Graphic Presentation of 24 hour TSP Result





Graphic Presentation of 1 hour TSP Result



Graphic Presentation of 24 hour TSP Result

